

## Political Cartoons

---

**Introduction:** The strong feelings raised by politics and international issues are the fodder of political cartoonists in this country and around the world. Cartoons not only reflect the events of the times, but they often offer an interpretation or express a strong opinion about these events as well.

Cartoonists use a variety of methods to convey their ideas. The techniques they use include:

- Labels:** Cartoonists often identify or name certain things in their cartoons so that it is apparent what the things represent.
- Symbolism:** Cartoonists may use simple objects to represent larger ideas or concepts.
- Analogy:** Cartoonists may compare a simple image or concept to a more complex situation, in order to help the viewer understand the situation in a different way.
- Irony:** A cartoonist may express an opinion on a topic by highlighting the difference between the way things are and the way things should be, or are expected to be.
- 

**Instructions:** Work with your group to analyze the two cartoons your teacher has assigned you. You will be asked to identify the techniques each cartoonist used. The following questions will help guide your thinking.

If the cartoonist used **labels**, what things in the cartoon are labelled? Why do you think the cartoonist chose to label those things?


If the cartoonist used **symbolism**, what things in the cartoon are symbols? What do they stand for?

If the cartoonist used an **analogy**, what two ideas or situations are compared? How does this comparison help the viewer see the complex situation in a different way?

If the cartoonist used **irony**, what does the cartoonist show about the way things are? How does the cartoonist think things should be?

Name: \_\_\_\_\_

©Copyright 2012 RJ Matson- All Rights Reserved.



## 1. Observation

Describe the objects or people in the cartoon.

Describe the action taking place in the cartoon.

2. Identify at least two techniques that the cartoonist used and explain what ideas are conveyed through each technique.
  - a.
  - b.
  - c.
3. What is the message of the cartoon?
4. How is this cartoon related to what you know about U.S. involvement in the Middle East?

Name: \_\_\_\_\_



## 1. Observation

Describe the objects or people in the cartoon.

Describe the action taking place in the cartoon.

2. Identify at least two techniques that the cartoonist used and explain what ideas are conveyed through each technique.

a.

b.


c.

3. What is the message of the cartoon?

4. How is this cartoon related to what you know about U.S. involvement in the Middle East?

Name: \_\_\_\_\_

©Copyright 2011 Luojie. All Rights Reserved.



### 1. Observation

Describe the objects or people in the cartoon.

Describe the action taking place in the cartoon.

2. Identify at least two techniques that the cartoonist used and explain what ideas are conveyed through each technique.

a.

b.

c.

3. What is the message of the cartoon?

4. How is this cartoon related to what you know about U.S. involvement in the Middle East?

Name: \_\_\_\_\_

# AMERICAN 'EXCEPTION'-ALISM...



## 1. Observation


Describe the objects or people in the cartoon.

Describe the action taking place in the cartoon.

2. Identify at least two techniques that the cartoonist used and explain what ideas are conveyed through each technique.
  - a.
  - b.
  - c.
3. What is the message of the cartoon?
4. How is this cartoon related to what you know about U.S. involvement in the Middle East?

Name: \_\_\_\_\_

© Copyright 2011 Nate Beeler. All Rights Reserved.



## 1. Observation

Describe the objects or people in the cartoon.

Describe the action taking place in the cartoon.

2. Identify at least two techniques that the cartoonist used and explain what ideas are conveyed through each technique.


a.

b.

c.

3. What is the message of the cartoon?

4. How is this cartoon related to what you know about U.S. involvement in the Middle East?




### 1. Observation

Describe the objects or people in the cartoon.

Describe the action taking place in the cartoon.

2. Identify at least two techniques that the cartoonist used and explain what ideas are conveyed through each technique.
  - a.
  - b.
  - c.
3. What is the message of the cartoon?
4. How is this cartoon related to what you know about U.S. involvement in the Middle East?





### 1. Observation

Describe the objects or people in the cartoon.

Describe the action taking place in the cartoon.

2. Identify at least two techniques that the cartoonist used and explain what ideas are conveyed through each technique.
  - a.
  - b.
  - c.
3. What is the message of the cartoon?
4. How is this cartoon related to what you know about U.S. involvement in the Middle East?



Name: \_\_\_\_\_

JOHN COLE  
CARTOONIST  
SOCIETY  
CARTOONS.COM



### 1. Observation

Describe the objects or people in the cartoon.

Describe the action taking place in the cartoon.

2. Identify at least two techniques that the cartoonist used and explain what ideas are conveyed through each technique.
  - a.
  - b.
  - c.
3. What is the message of the cartoon?
4. How is this cartoon related to what you know about U.S. involvement in the Middle East?

©Copyright 2012 John Cole- All Rights Reserved.

Name: \_\_\_\_\_



### 1. Observation

Describe the objects or people in the cartoon.

Describe the action taking place in the cartoon.

2. Identify at least two techniques that the cartoonist used and explain what ideas are conveyed through each technique.

a.

b.

c.

3. What is the message of the cartoon?

4. How is this cartoon related to what you know about U.S. involvement in the Middle East?